

Ark Pioneer

English as an Additional Language (EAL) Provision

Subjects and Classroom Nouns



موضوعات و اسم کلاس

Use Google Translate to copy any words or phrases you need translating

Do your best with each task set. Read the work aloud and practise speaking English aloud as much as you can. Your parents will receive a call each week from a teacher at school to ask how you are doing. Make sure you note down any questions you wish to ask about this work, or email me directly at j.ortiz@arkpioneer.org.



برای کپی کردن کلمات یا عبارات لازم برای ترجمه استفاده کنید Google Translate از تمام تلاش خود را با هر مجموعه کار انجام دهید. کار را با صدای بلند بخوانید و تا حد امکان انگلیسی صحبت کردن را با صدای بلند تمرین کنید. والدین شما هر هفته با یک معلم در مدرسه تماس می گیرند تا از شما بپرسند که چگونه کار می کنید. اطمینان حاصل کنید که هر سؤالی را که می خواهید در مورد این کار بپرسید ، یا به من مستقیماً از طریق ایمیل برای من ایمیل کنید j.ortiz@arkpioneer.org در

Work to be completed / کار تمام می شود

- 1. Reading Task – Ark Pioneer Academy Standard Classrooms
- 2. Speaking and Listening – Learning classroom nouns
- 3. Writing – spelling classroom nouns, comprehension questions
- 4. Stretch – writing about your previous classroom
- 5. Online quiz – this will test you on the learning in this booklet and can be found on the school website under EAL. This is to be completed when you have worked through this booklet. Please ensure the test is completed by the end of next Tuesday.

مسابقه آنلاین - این شما را در یادگیری در این جزوه آزمایش می کند و پیدا کنید. این کار وقتی که از EAL می توانید در وب سایت مدرسه تحت طریق این جزوه کار کرده اید ، تکمیل می شود. لطفا اطمینان حاصل کنید که آزمون تا پایان سه شنبه آینده به پایان رسیده است.

Resources / links to help with work: منابع / پیوندها برای کمک به کار:

- <https://ttsmp3.com/text-to-speech/British%20English/>
This website allows you to type in an English word and hear how it should be pronounced.
- <https://www.bbc.co.uk/learningenglish/english/features/childrens-stories>
This website is mainly for adults learning English, but there is a section for children which you could explore.
- <https://learnenglishkids.britishcouncil.org/word-games>
This website contains lots of activities and games to help you learn English. They are for children from ages 5-12 so some will be a little too young for you, but all will be good practise. Try starting with the word games.
- The apps Mondly and/or Memrise will help you with speaking and listening work – download them and complete 10 minutes English practise per day.
<https://app.mondly.com/home>
<https://www.memrise.com/home/>
(Memrise and Mondly a Farsi speaking learner option.)
- <https://www.bbc.co.uk/bitesize>

This is an education website. The content is in English but it would be a good place to find ways to read and listen/watch English being spoken.

Translation for these links can be found on the last booklet.

ترجمه این پیوندها را می توانید در آخرین جزوه مشاهده کنید.

How will this work be checked? Each week you will be given 'red pen work' to carry out corrections on the learning that you are doing at home. If you complete your work to a really high standard, please email a picture to your form tutor or to info@arkpioneer.org and we will upload the best examples to celebrate on our website!

چگونه این کار بررسی می شود؟ هر هفته به شما داده خواهد شد 'قلم قرمز کار' برای انجام اصلاحات در یادگیری است که شما انجام می دهند در خانه. اگر شما کار خود را به یک استاندارد واقعا بالا کامل، لطفا به ایمیل یک عکس به فرم خود را به و ما بهترین نمونه برای جشن در وب سایت ما را info@arkpioneer.org معلم و یا به آپلود کنید!

1) Reading خواندن



a) Read the text below aloud to yourself – or someone at home if they will listen! Use <https://tsmp3.com/text-to-speech/British%20English/> if you need help with British English pronunciation.




b) Translate the words below the text, and any additional unfamiliar words.

Ark Pioneer Academy Classrooms

There are many spaces used for learning in Ark Pioneer Academy's building. The following subjects are taught in standard classrooms: English, Maths, History, Geography, French and Religious Education (RE) and some enrichment lessons, such as Film and Media, Creative Writing, Spanish and German. These classrooms have desks and chairs that seat two pupils and each classroom contains fifteen desks. Each classroom contains two large teaching whiteboards fixed at the front of the classroom; one whiteboard is interactive and connects to the teacher's laptop. This can be used by the teacher to present lessons using slideshows, images, music or video clips. These boards can also be written on using the teacher's finger or an electronic pen. Each classroom also contains a traditional whiteboard which the teacher can write on using whiteboard pens which are erased using a board wiper.

Exercise books for each subject remain with the class teacher in the classroom and these are handed out at the start of each lesson. Homework is usually completed on plain or lined paper and may be stuck into exercise books during lessons. Each classroom also has 30 mini-whiteboards, whiteboard pens and wipers kept in plastic wallets. Each pupils has a set of these often used at the start of lessons. An activity called a 'Do Now' will be on the interactive whiteboard and pupils write their answers on their mini whiteboard which is then lifted up and shown to the teacher when requested.

Each standard classroom has an entry door which is usually kept open during lessons. When the teacher needs a quieter classroom the door may be closed and passing staff can see into the room through the viewing panel. There are windows across one full side of the wall. This allows plenty of natural light to enter the classroom to create a pleasant learning environment. The windows can be opened or closed and blinds raised or lowered to adjust the room temperature and light in the room. The school also has radiators for use during the colder





months. Each standard classroom is carpeted to keep disruptive classroom furniture noise to a minimum. Each classroom also has a wall clock, a recycling bin and a general waste bin.

Pupils are expected to bring their own pencil case to school containing the following items: a black or blue pen and a red pen such as a biro or gel pen. A pencil, pencil sharpener, rubber and ruler. For maths you are also required to provide your own calculator and compass set. The school office or your maths teacher can advise which specific type to purchase. If scissors, glue-sticks or colouring pencils are needed in a lesson, the class teacher will provide these – though pupils can bring their own if they wish.

Words to translate: کلمات برای ترجمه:

- | | |
|----------------------|-----------------------|
| spaces _____ | learning _____ |
| subjects _____ | classroom _____ |
| desks _____ | chairs _____ |
| pupils _____ | whiteboard _____ |
| interactive _____ | laptop _____ |
| plain paper _____ | lined paper _____ |
| exercise book _____ | mini-whiteboard _____ |
| plastic wallet _____ | rubber _____ |
| wiper _____ | Do Now _____ |
| windows _____ | blinds _____ |
| radiators _____ | carpeted _____ |
| clock _____ | pencil case _____ |
| pen _____ | pencil _____ |
| calculator _____ | compass _____ |
| scissors _____ | glue stick _____ |
| _____ | _____ |
| _____ | _____ |
| _____ | _____ |



2) Speaking & Listening



Look at the photos below. They were all taken at Ark Pioneer Academy. If you have already attended the school they will be familiar to you.

- Write the correct name beneath each photo using the word bank below. **Red pen check your work using the answers at the end.**
- Once you have done this see if you can teach these to someone in your house, and/or record yourself saying them.
- Practise saying and learning these each day until you are sure you know them.

گرفته شدند. اگر قبلاً در Ark Pioneer به عکس های زیر نگاه کنید. همه آنها در آکادمی مدرسه شرکت کرده باشید ، آنها برای شما آشنا خواهند بود.


الف) نام درست را در زیر هر عکس با استفاده از کلمه بانک در زیر بنویسید. قلم قرمز کار خود را با استفاده از پاسخ در انتها بررسی کنید.

b) پس از انجام این کار ، ببینید آیا می توانید این موارد را به کسی در خانه خود آموزش دهید ، یا / یا خودتان را ضبط کنید که آنها را گفته است.

ج) هر روز گفتن و یادگیری اینها را تمرین کنید تا مطمئن شوید که آنها را می شناسید.



1 _____



2 _____



3 _____



4 _____



5 _____



6 _____




7 _____



8 _____



9 _____



10 _____



11 _____



12 _____



13 _____



14 _____



15 _____




16 _____



17 _____



18 _____



19 _____



20 _____

door plastic wallet recycling bin desk chair
 board wiper carpet whiteboard pen classroom
 lined paper glue stick radiator exercise book
 interactive whiteboard traditional whiteboard scissors
 blinds windows mini-whiteboard plain paper



3. Writing

a) Copy, cover, check these words to help learn their translations and how to spell them. First translate it, then copy the English, then cover the English up and try and write it from memory, finally check your work and note any corrections.

الف) این کلمات را کپی ، پوشانده و بررسی کنید تا به یادگیری ترجمه های آنها و نحوه طلسم آنها کمک کنید. ابتدا آن را ترجمه کنید ، سپس انگلیسی را کپی کنید ، سپس زبان انگلیسی را بیوشانید و سعی کنید آن را از حافظه بنویسید ، در آخر کار خود را بررسی کنید و هرگونه اصلاح را یادداشت کنید.

Classroom Noun	Translation	Copy	Cover	Check
desk				
chair				
interactive whiteboard				
traditional whiteboard				
mini whiteboard				
whiteboard pen				
wipers				
red pen				
blue pen				
ruler				
exercise book				
blinds				

b) Answer these questions in full sentences. Use the text at the beginning of this booklet to find your answers. The first one has been done for you. *Remember capital letters and full stops.*

ب) به جملات کامل به این سوالات پاسخ دهید. برای یافتن پاسخ های خود از متن در ابتدای این جزوه استفاده کنید. اولین برای شما انجام شده است. * حروف بزرگ و توقف کامل را به خاطر بسپارید *

- i) What type of classroom is English taught in?
English is taught in a standard classroom.
- ii) What do pupils sit on in a classroom?
- iii) What do children work at in a classroom?
- iv) What is often used by pupils in the 'Do Now'?
- v) How many pupils sit at each desk?
- vi) How many desks are there in a standard classroom?
- vii) What might the teacher write on during a lesson?
- viii) How would you find out the time in your classroom?
- ix) What do pupils usually use to present their homework?
- x) What items should a pupil bring to each lesson?

Red pen check your work at the end.

قلم قرمز کار خود را در انتها بررسی کنید.

4. Stretch/Extra Work

Write a paragraph about your *previous* school's classrooms.

Describe the classrooms and things it contained.

در مورد کلاس های مدرسه قبلی خود پاراگراف بنویسید.

کلاسهای درس و چیزهای موجود را شرح دهید.

Tips for things to include:

- What was the size of the classroom?
- How many pupils were in each class?
- What equipment did you use?
- What equipment did the teacher use?
- Who did you sit next to in class?
- Did you move from class to class for each lesson, or stay in one classroom?

نکاتی درباره مواردی که شامل موارد زیر است:

- اندازه کلاس چقدر بود؟
- در هر کلاس چند دانش آموز بود؟
- از چه تجهیزات استفاده کرده اید؟
- معلم از چه تجهیزات استفاده کرده است؟
- چه کسی در کنار کلاس نشستید؟
- آیا برای هر درس از کلاس به کلاس حرکت کرده اید یا در یک کلاس ماندید؟

If you want you could present the word in a Google Slides Presentation and email it to me – I would love to see it!

اگر می خواهید می توانید این کلمه را در یک نمایش اسلاید گوگل ارائه دهید و آن را
!برای من ایمیل کنید - دوست دارم آن را ببینم

j.ortiz@arkpioneer.org




Answers for Red Pen Checks

2. Speaking and Listening



1 door




2 lined paper



3 plain paper



4 exercise book



5 chair



6 classroom



7 radiator



8 desk



9 plastic wallet



10 mini
whiteboard



11 glue stick



12 board wiper



13 whiteboard
Pen



14 Traditional
whiteboard



15 Interactive
whiteboard



16 scissors



17 windows



18 blinds



19 carpet



20 recycling
bin

3 **Writing**

b. Answer these questions in full sentences. Use the text at the beginning of this booklet to find your answers. The first one has been done for you. *Remember capital letters and full stops.*

- i) What type of classroom is English taught in?
English is taught in a standard classroom.
- ii) What do pupils sit on in a classroom?
Pupils sit on chairs in a classroom.
- iii) What do children work at in a classroom?
Pupils work at desks in a classroom.
- iv) What is often used by pupils in the 'Do Now'?
Pupils often use a mini-whiteboard, whiteboard pen and wiper during the 'Do Now'.
- v) How many pupils sit at each desk?
Two pupils sit at each desk.
- vi) How many desks are there in a standard classroom?
There are fifteen desks in a standard classroom.
- vii) What might the teacher write on during a lesson?
The teacher might write on the interactive or traditional whiteboard.
- viii) How would you find out the time in your classroom?
You can use the classroom clock on the wall to tell the time.
- ix) What do pupils usually use to present their homework?
Pupils are usually given plain or lined paper on which to complete their homework.
- x) What items should a pupil bring to each lesson?
Pupils should bring a pencil case to each lesson containing a blue or black pen and a red pen. They should also bring a pencil, pencil sharpener, rubber and ruler,